


Special OCR Town Hall Lunch & Learn Sessions



**Lunch & Learn Special Session:
Clinical Research Town Hall Discussion**

Thursday, December 16th, 2021

December 2021 Studies of the Month #1

ADHD Study

ADHD Study for Children and Adolescents

What

The purpose of this study is to evaluate the long-term efficacy of an investigational drug for children and adolescents with ADHD for whom stimulant medications are unsuitable, intolerable, or ineffective.

Who

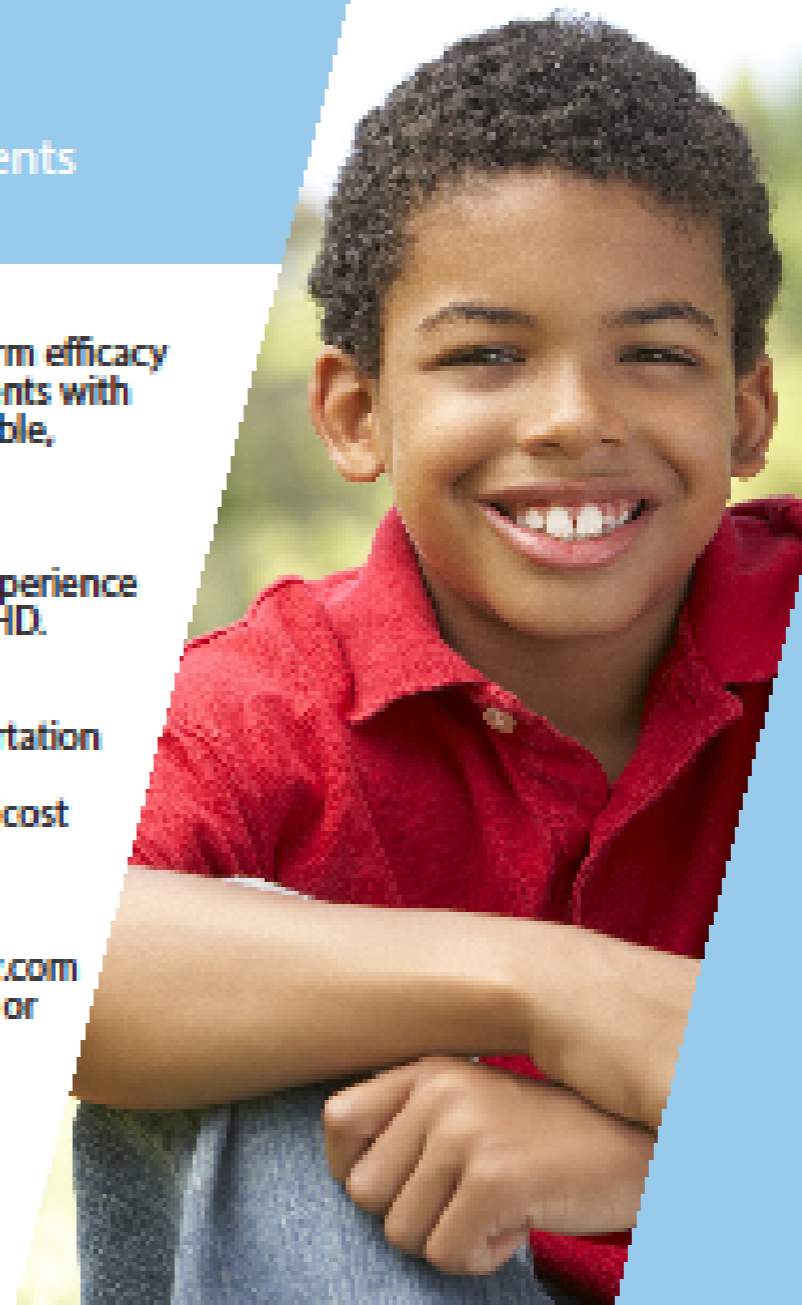
Children and adolescence 6-17 years of age who experience ADHD symptoms or have been diagnosed with ADHD.

Pay

Participants may receive compensation for transportation and/or time for study visits. All study visits, tests, procedures and medications will be provided at no cost to participants.

Details

For more information, visit www.ADHDleaguestudy.com or contact Emily Baltes-Thompson at 513-558-3952 or baltesec@ucmail.uc.edu.



December 2021 Studies of the Month #2

Schizophrenia Study Study for Individuals with Schizophrenia

What

Sodium benzoate is a common food additive which is being investigated as a potential treatment for schizophrenia. This outpatient study will look at the safety of sodium benzoate, and at how well it works in improving symptoms of schizophrenia when added to existing medication. Sodium benzoate is investigational because it has not been approved by the U.S. Food and Drug Administration (FDA) for this use.

Who

Men and women 18-45 years old who have been diagnosed with schizophrenia for at least 2 years, are currently receiving outpatient treatment, and have not been hospitalized for schizophrenia symptoms over the last 3 months.

Pay

Participants will receive payment for time and travel up to \$600.

Details

For more information, contact Karen Tugrul, RN at 513-558-6831 or tugrulkc@ucmail.uc.edu.

 **Health.**

UC 13-18 IRB# 2017-02471





We are excited to announce the launch of the UC Office of Clinical Research site on Bearcats Landing!

Visit Bearcats Landing by entering my.uc.edu into your web browser (UC login required).



The First First Friday of the New Year!!!

Friday, January 7th, 2022, 9:00am, Virtual Presentation

UC Health Colleges: 200 Years of Innovation

Gino J. Pasi

Archivist/Curator

Henry R. Winkler Center for the History of the Health Professions

University of Cincinnati Libraries

Donald C. Harrison Health Sciences Library



Today's Presentation:

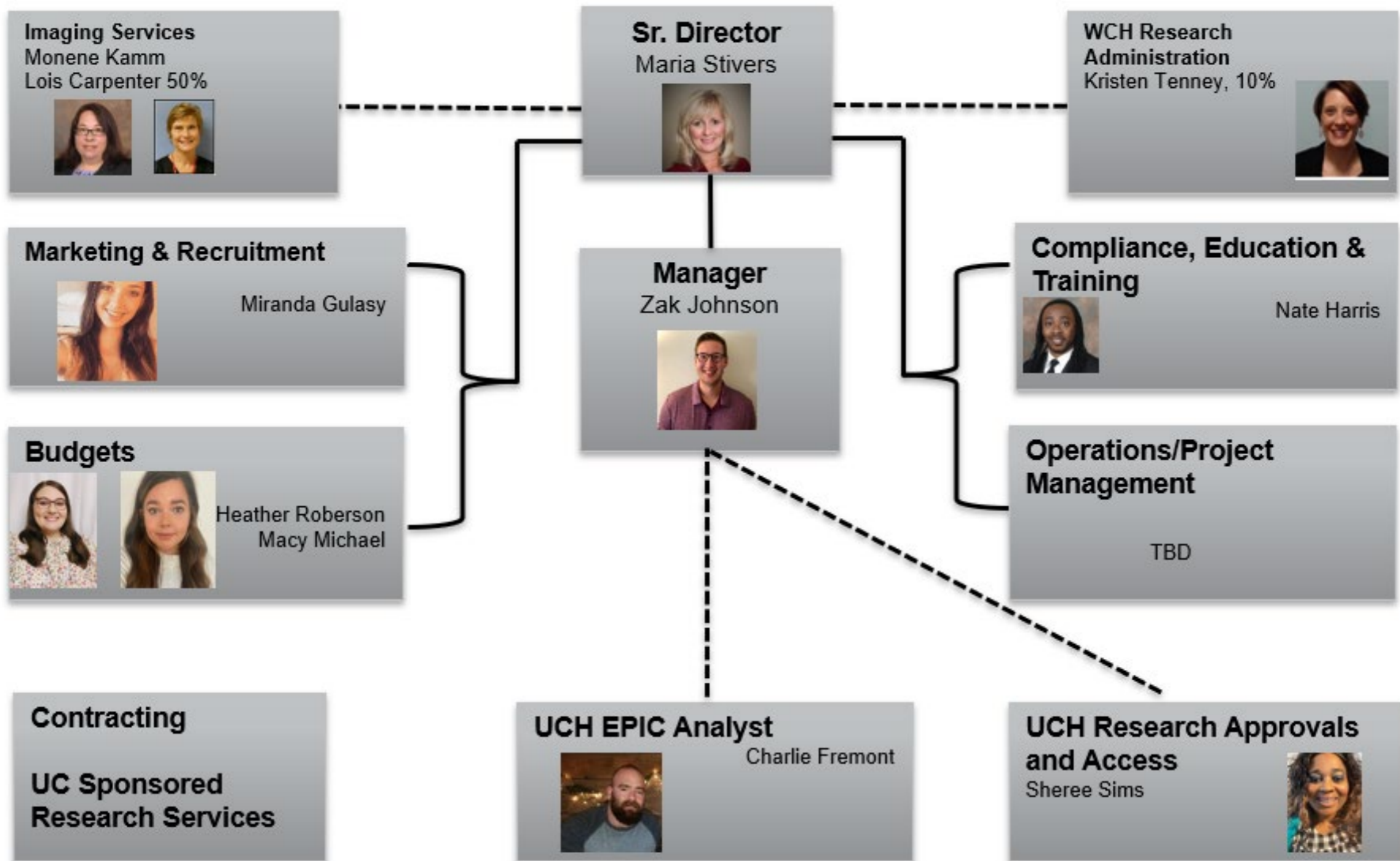
Lunch & Learn Special Session: Clinical Research Town Hall Discussion

**OCR Leadership
And other Special Guest Clinical Research
Leadership**



Submitted Questions

UC Office of Clinical Research



Accessing the Dashboard

- Med.uc.edu
- Scroll down to CoM Intranet

The screenshot shows the website for the University of Cincinnati College of Medicine. The browser address bar displays <https://med.uc.edu>. The header features the University of Cincinnati logo and the text "College of Medicine". Below the header is a navigation menu with the following items: COVID, ABOUT, DIVERSITY, EDUCATION, RESEARCH, DEPARTMENTS, INSTITUTES & CENTERS, ADMISSIONS, and CLINICAL CARE. The main content area is divided into two columns. The left column contains two featured articles: "U.S. News & World Report: What to do for a stuffy nose" dated 9/20/2021, and "55KRC highlights Ovarian Cancer Awareness Month" dated 9/20/2021. Both articles have a "Full Story" link. The right column contains a list of links: Donors, Alumni, and a section titled "FEATURED LINKS:" which includes Mission & Vision, Medical Education, MedOneStop, CoM Intranet (circled in red), CoM Room Reservation Form, CoM Space Capacity Exception Form, Continuous Quality Improvement (CQI), Make a Gift Today, Grant Pre-review Request, and Digital Signage Request.

Accessing the Dashboard

- Link on CoM Intranet – Accounting/Finance



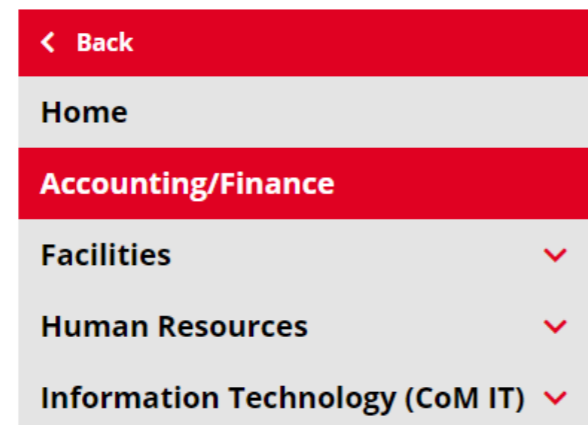
UC CINCINNATI

College of Medicine | Intranet

HOME COVID-19 DEAN'S OFFICE FACULTY AFFAIRS RESEARCH OPERATIONS UC PHYSICIANS OFFICES & DEPTS QUICK LINKS

Operations And Administration

Com-Intranet / Operations / Accounting/Finance



< Back

Home

Accounting/Finance

Facilities

Human Resources

Information Technology (CoM IT)

CoM Resources

- Effort Reporting
- Planful (previously Host Analytics)
- Financial Reports
- Grant/Research Dashboards

College of Medicine Guidelines, Procedures & Forms

The following guidelines, procedures and forms are approved according to the College of Medicine by-laws and may differ from [University of Cincinnati policies](#).

Financial Policies and Guidelines (20)

Financial Schedules (2)

Other Financial Information (4)

Student Health Insurance (2)

Accessing the Dashboard

- Will need to log in with UC ID/password

UC CINCINNATI
Operations & Administration Dashboard

Hello

Grants
Salary, Expenses, Grant, Summary...
Learn more - Start

Budget
Balance Summary, Sponsor Charts...
Learn more - Coming Soon...

Research
Salary, Expenses, Grant, Summary...
Start

Operations & Administration Dashboard
Welcome to the Operations and Administration Dashboard. This system provides centralized access to grant and research related reports. Keep track of personnel, salary and non-salary expenditures; monitor effort and expenses, manage effort modifications, etc.

Selecting a Department

- Initial view is summary by Department; select the department in the list or from the drop-down menu

The screenshot shows the 'Operations & Administration Dashboard' for the University of Cincinnati. A 'Departments' dropdown menu is open, listing various departments. Below the menu is a table summarizing department data.

Department	New Projects			Current Project Cumulative Budget		Current Project Expense	
	Month	Current FY	Active Projects	Direct	Indirect	Direct	Indirect
Admin & Dean's Areas, Anc Finance & Administration, COM Faculty Affairs	0	2	4	\$1,283,798.00	\$17,927.56	\$444,054.53	\$0.00
Anesthesiology	0	2	13	\$13,052,214.00	\$4,823,598.20	\$4,349,386.93	\$0.00
Biomedical Informatics	0	1	2	\$89,386.00	\$33,655.10	\$41,679.20	\$0.00
Cancer & Cell Biology	0	7	33	\$13,897,966.18	\$4,810,813.50	\$4,951,573.20	\$0.00
COM Dean Academic Affairs	0	0	1	\$637,875.00	\$0.00	\$692,600.00	\$0.00
COM Dean Office of Research	0	4	8	\$6,443,677.00	\$772,145.34	\$808,817.46	\$0.00
COM Pharmacology & Systems Physiology	1	12	48	\$19,948,535.46	\$6,362,625.44	\$7,354,550.01	\$0.00
Dermatology	0	0	12	\$987,940.78	\$133,310.70	\$377,915.95	\$0.00
Emergency Medicine	2	14	35	\$17,498,401.29	\$3,780,217.48	\$3,637,418.42	\$0.00
Environmental Health	2	42	108	\$26,710,027.76	\$7,725,820.86	\$9,481,172.54	\$0.00

Grant Listing

- You can change the sort of the list by clicking the column title
- You can narrow the list down to a certain PI by clicking a PI name or selecting from the drop-down menu

UC CINCINNATI
Operations & Administration Dashboard

College ▾ Departments ▾ Projects ▾ **PI ▾**

COM College of Medicine - Emergency Medicine

Department Projects

Current Projects

Description	Number	PI Name ↑	Valid From
5 U01 NS100699-02 (MOST) Prime	1015966	Adeoye Opeolu	5/1/2020
5 U24 NS100688-04-Strategies to Innovate	1016053	Adeoye Opeolu	6/1/2020
ARMY W81XWH-16-2-0020 Adeoye BA150075	1012699	Adeoye Opeolu	7/15/2016
U MICH SUBK00013687-005 / UPitt/ 1OT2HL1	1016457	Adeoye Opeolu	6/1/2020
U MICH SUBK00013687-005 / UPitt/ RTI / O	1016854	Adeoye Opeolu	11/1/2020
Cincinnati USA Regional Chamber/CincyTec	1014709	Benoit Justin Lee	12/5/2018
Regents of the Univ. of Minnesota / Gate	1016109	Benoit Justin Lee	4/15/2020

Active vs Archive List

- Check box to toggle between inactive (archived) and active (current) grant list

UC CINCINNATI

Operations & Administration Dashboard

College ▾ Departments ▾ Projects ▾ PI ▾

COM College of Medicine - Emergency Medicine

Department Projects

Show Archived Projects

Description ↑	Number	PI Name	Valid From	Valid To	Total Project Budget	Project Expenses (Direct Only)
2 UG1 DA013732-21 - OVNN of The NIDA Cli	1016159	Lyons Michael S.	6/1/2020	2/28/2021	\$158,494.00	\$26,323.92
5 H79 TI080732-01 ASPIRE (Lyons)	1015353	Lyons Michael S.	9/30/2019	9/29/2020	\$298,541.52	\$137,725.45
5 H79 TI080732-03 ASPIRE (Lyons)	1016554	Lyons Michael S.	9/30/2020	9/29/2021	\$254,122.45	\$42,278.27

Data Status

- Data updated monthly; header always shows most recent update

UCI CINCINNATI

Operations & Administration Dashboard

College ▾ Departments ▾ Projects ▾ PI ▾

Current Period: June 2021 Updated: Jul 14, 2021

Selecting a Grant

- You can select a certain Grant by clicking a Grant Description or selecting from the drop-down menu

The screenshot displays the University of Cincinnati's Operations & Administration Dashboard. The top navigation bar includes the university logo and the text 'CINCINNATI'. Below this, the dashboard title 'Operations & Administration Dashboard' is visible. The main interface features a navigation menu with 'College', 'Departments', 'Projects', and 'PI' options. The 'Projects' menu is expanded, showing a list of grant descriptions. A table on the right side of the dashboard lists project details, including valid dates and total project amounts.

Description	Valid From	Valid To	Total Proj
5 U01 NS100699-02 (MOST) Prime	5/1/2020	4/30/2021	\$3,331,954
5 U24 NS100688-04-Strategies to Innovate	6/1/2020	5/31/2021	\$147,339.0
ARMY W81XWH-16-2-0020 Adeoye BA150075	7/15/2016	7/14/2021	\$268,871.7
U MICH SUBK00013687-005 / UPitt/ 1OT2HL1	6/1/2020	5/31/2021	\$225,718.2
U MICH SUBK00013687-005 / UPitt/ RTI / O	11/1/2020	5/31/2021	\$160,618.2
Cincinnati USA Regional Chamber/Cinc-Ten	12/5/2018	8/20/2020	\$27,500.00

Project Details

UC CINCINNATI

Operations & Administration Dashboard

College ▾ Departments ▾ **Projects ▾** PI ▾

COM College of Medicine - Emergency Medicine - 1012699 - ARMY W81XWH-16-2-0020 Adeoye BA150075

Project Detail Current Budget Period FM865 Expense Detail Multi-Grant Report Multi-Grant Report (Shared)

Grant Number:	1012699
Principal Investigator:	Adeoye Opeolu
Report Start:	7/15/2020
Report End:	6/15/2021
Show Revenue:	Hide Show Revenue
Grant Start:	7/15/2016
Grant End:	7/14/2021
Last Activity Date:	7/14/2021
Grant Number:	1012699
Grant Amount:	\$286,975.93

Notes

Current Period

Grant Award Period

Last Date of transaction – helpful to know if there is activity beyond the Current Period

Running Budget Report

UC CINCINNATI
Operations & Administration Dashboard

College ▾ Departments ▾ **Projects ▾** PI ▾

COM College of Medicine - Emergency Medicine - 1012699 - ARMY W81XWH-16-2-0020 Adeoye BA150075

Project Detail

[Current Budget Period](#)
[FM865 Expense Detail](#)
[Multi-Grant Report](#)
[Multi-Grant Report \(Shared\)](#)

Grant Number:	1012699	Notes
Principal Investigator:	Adeoye Opeolu	
Report Start:	7/15/2020	
Report End:	6/15/2021	
Show Revenue:	Hide	Show Revenue

Grant Number: 1012699 Start Date: 7/14/2020
 End Date: 7/14/2021 Report Type: Grant Funds Only
 Do you want to show revenue if available? HideRevenue F&A Section: Hide

1 of 1 Find | Next

Sap Grant #	1012699	Total Awarded	\$286,975.93
FUND-COSTCTR-FA	G102255-6262200000-1	Direct Budget Available	(\$12,060.28)
Award Name	ARMY W81XWH-16-2-0020 Adeoye BA150075	Encumbered Expenses	\$0.00
Award Period	07/15/2016 - 07/14/2021	PI	ADEOYE
Award Status	ACTIVE	Project Funded Thru	07/14/2021

Commitment Description	Position	Fringe Rate	% Effort	Total	Jul - 2020	Aug - 2020	Sep - 2020	Oct - 2020	Nov - 2020
Salaries and Benefits									
Adeoye Opeolu	PI	32.90%	0.00 %	\$10,723.37	\$135.00	\$135.00	\$135.00	\$135.00	\$135.00
Barczak Christopher M.	CLIN R PROJ	28.70%	2.50 %	\$2,653.10	(\$28.84)	(\$265.33)	\$132.65	\$132.65	\$135.31
Deeds Shannon I	CLIN R PROJ	28.70%	0.00 %	\$28,101.69	\$0.00	\$0.00	\$0.00	\$0.00	\$0.00
Keenan Sara	CLIN MGR NF	33.60%	0.00 %	\$6,375.07	(\$403.22)	(\$303.57)	\$318.75	\$318.75	\$325.13

Cost Share Reporting

Grant Number	1012699	Start Date	7/14/2020
End Date	7/14/2021	Report Type	All Funds
Do you want to show revenue if available?	HideRevenue	F&A Section	Hide

1 of 1 Find | Next

Sap Grant #	1012699	Total Awarded	\$286,975.93
FUND-COSTCTR-FA	G102255-6262200000-1,D700335-6262200000-1,D700231-6262200000-1,D700062-6262200000-1,A100001-6262200000-1	Direct Budget Available	(\$12,060.28)
Award Name	ARMY W81XWH-16-2-0020 Adeoye BA150075	Encumbered Expenses	\$0.00
Award Period	07/15/2016 - 07/14/2021	PI	ADEOYE
Award Status	ACTIVE	Project Funded Thru	07/14/2021

Commitment Description	Position	Fringe Rate	% Effort	Total	Jul - 2020	Aug - 2020	Sep - 2020	Oct - 2020	Nov - 2020
Salaries and Benefits									
Adeoye Opeolu	PI	32.90%	0.00 %	\$10,723.37	\$135.00	\$135.00	\$135.00	\$135.00	\$135.00
Barczak Christopher M.	CLIN R PROJ	28.70%	2.50 %	\$2,653.10	(\$28.84)	(\$265.33)	\$132.65	\$132.65	\$135.31
Deeds Shannon I	CLIN R PROJ	28.70%	0.00 %	\$28,101.69	\$0.00	\$0.00	\$0.00	\$0.00	\$0.00
Keegan Sara	CLIN MGR NE	33.60%	0.00 %	\$6,375.02	(\$403.22)	(\$303.57)	\$318.75	\$318.75	\$325.13
Keegan Lauren Christine	CLIN R PROJ	28.70%	0.00 %	\$6,242.87	\$259.49	\$221.56	\$221.56	\$221.56	\$228.20

F&A Reporting

Grant Number	1012699	Start Date	7/14/2020
End Date	7/14/2021	Report Type	All Funds
Do you want to show revenue if available?	HideRevenue	F&A Section	Show

Commitment Description	Position	Fringe Rate	% Effort	Total	Jul - 2020	Aug - 2020	Sep - 2020	Oct - 2020	Nov - 2020	Dec - 2020	Jan - 2021	Feb - 2021	Mar - 2021	Apr - 2021	May - 2021	Jun - 2021	Jul - 2021	
Spinner Cristina	Sr Clinical Research Professional - COM	28.70%	0.00%	\$884.36	\$0.00	\$0.00	\$0.00	\$0.00	\$0.00	\$0.00	\$0.00	\$0.00	\$0.00	\$0.00	\$0.00	\$0.00	\$0.00	
Syori Laura	CLIN RES PRF	28.70%	25.00%	\$0.00	\$0.00	\$0.00	\$0.00	\$852.27	\$956.25	\$956.25	\$956.25	\$956.25	\$956.25	\$956.25	\$956.25	\$956.25	\$956.25	
Werff Emily Louise	CR MANAGER	28.70%	2.00%	\$5,307.93	\$100.44	\$128.33	\$128.33	\$128.33	\$130.90	\$130.90	\$130.90	\$130.90	\$130.90	\$130.90	\$130.90	\$130.90	\$130.90	
Total Salary				\$110,299.75	(\$156.61)	(\$2,498.04)	\$2,136.22	\$2,070.65	\$2,020.79	\$2,014.91	\$1,898.65	\$1,617.61	\$2,254.33	\$1,637.48	\$1,607.92	\$1,613.78	\$0.00	
Fringe Benefits				\$37,400.00	(\$135.40)	(\$944.34)	\$624.34	\$605.53	\$591.32	\$589.39	\$551.13	\$472.17	\$654.66	\$477.63	\$469.14	\$470.34	\$0.00	
Student Fringe Benefits				\$0.00	\$0.00	\$0.00	\$0.00	\$0.00	\$0.00	\$0.00	\$0.00	\$0.00	\$0.00	\$0.00	\$0.00	\$0.00	\$0.00	
Total Benefits				\$37,400.00	(\$135.40)	(\$944.34)	\$624.34	\$605.53	\$591.32	\$589.39	\$551.13	\$472.17	\$654.66	\$477.63	\$469.14	\$470.34	\$0.00	
Total Salaries and Benefits				\$147,699.75	(\$292.01)	(\$3,442.38)	\$2,760.56	\$2,676.18	\$2,612.11	\$2,604.30	\$2,449.78	\$2,089.78	\$2,908.99	\$2,115.11	\$2,077.06	\$2,084.12	\$0.00	
Non-Salary																		
Travel Domestic - Concur	530550			\$1,775.30	\$0.00	\$0.00	\$0.00	\$0.00	\$0.00	\$0.00	\$0.00	\$0.00	\$0.00	\$0.00	\$0.00	\$0.00	\$0.00	
Lab Expenses	531900			\$21.96	\$0.00	\$0.00	\$0.00	\$0.00	\$0.00	\$0.00	\$0.00	\$0.00	\$0.00	\$0.00	\$0.00	\$0.00	\$0.00	
Participant Recruitment Services Core	533127			\$20,675.00	\$0.00	\$0.00	\$0.00	\$0.00	\$0.00	\$0.00	\$0.00	\$0.00	\$0.00	\$0.00	\$0.00	\$0.00	\$0.00	
Other Reserve	706900			\$0.00	\$0.00	\$0.00	\$0.00	\$0.00	\$0.00	\$0.00	\$0.00	\$0.00	\$0.00	\$0.00	\$0.00	\$0.00	\$0.00	
Total Non-Salary				\$22,472.26	\$0.00	\$0.00	\$0.00	\$0.00	\$0.00	\$0.00	\$0.00	\$0.00	\$0.00	\$0.00	\$0.00	\$0.00	\$0.00	
Total Direct				\$170,172.01	\$292.01	\$3,442.38	\$2,760.56	\$2,676.18	\$2,612.11	\$2,604.30	\$2,449.78	\$2,089.78	\$2,908.99	\$2,115.11	\$2,077.06	\$2,084.12	\$0.00	
F & A Expense																		
F & A Expense				\$0.00	\$0.00	\$0.00	\$0.00	\$0.00	\$0.00	\$0.00	\$0.00	\$0.00	\$0.00	\$0.00	\$0.00	\$0.00	\$0.00	
F&A Expense - CUPS				\$0.00	\$0.00	\$0.00	\$0.00	\$0.00	\$0.00	\$0.00	\$0.00	\$0.00	\$0.00	\$0.00	\$0.00	\$0.00	\$0.00	
Sponsored Awards F&A Expense				\$98,699.99	(\$169.33)	(\$1,996.57)	\$1,601.12	\$1,552.17	\$1,515.04	\$1,510.49	\$1,420.89	\$1,212.05	\$1,687.22	\$1,226.74	\$1,204.69	\$1,208.78	\$0.00	
F&A Calculated Adjustment				\$1,239.61	(\$0.04)	(\$0.01)	\$0.00	\$0.01	(\$0.02)	\$0.00	(\$0.02)	\$0.02	(\$0.01)	\$0.02	\$0.00	\$0.01	\$0.00	
Total F & A Expense				\$99,939.60	(\$169.37)	(\$1,996.58)	\$1,601.12	\$1,552.18	\$1,515.02	\$1,510.49	\$1,420.87	\$1,212.07	\$1,687.21	\$1,226.76	\$1,204.69	\$1,208.79	\$0.00	
Cumulative Total F & A Expense				\$99,939.60	\$99,770.23	\$97,773.65	\$99,374.77	\$100,926.96	\$102,441.98	\$103,952.48	\$105,373.35	\$106,585.42	\$108,272.64	\$109,499.40	\$110,704.09	\$111,912.88	\$111,912.88	
Grant Total monthly with F&A Adjustments				\$270,111.61	(\$461.38)	(\$5,438.96)	\$4,361.68	\$4,228.36	\$4,127.13	\$4,114.79	\$3,870.65	\$3,301.85	\$4,596.20	\$3,341.87	\$3,281.75	\$3,292.91	\$0.00	
Cumulative Totals with F&A Adjustments				\$270,111.61	\$269,650.23	\$264,211.27	\$268,572.95	\$272,801.32	\$276,928.45	\$281,043.25	\$284,913.90	\$288,215.75	\$292,811.96	\$296,153.83	\$299,435.58	\$302,728.49	\$302,728.49	
Summary																		
Grant Total without F&A Adjustments					Jul - 2020	Aug - 2020	Sep - 2020	Oct - 2020	Nov - 2020	Dec - 2020	Jan - 2021	Feb - 2021	Mar - 2021	Apr - 2021	May - 2021	Jun - 2021	Jul - 2021	Total Exp.
Grant Actual Totals					(\$461.34)	(\$5,438.95)	\$4,361.68	\$4,228.35	\$4,127.15	\$4,114.79	\$3,870.67	\$3,301.83	\$4,596.21	\$3,341.85	\$3,281.75	\$3,292.90	\$0.00	\$32,616.89
Calculated Rate					57.99%	58.00%	58.00%	58.00%	58.00%	58.00%	58.00%	58.00%	58.00%	58.00%	58.00%	58.00%	58.00%	58.00%
Budgeted Rate					58.00%	58.00%	58.00%	58.00%	58.00%	58.00%	58.00%	58.00%	58.00%	58.00%	58.00%	58.00%	58.00%	58.00%

Revenue Reporting

Useful for
Clinical
Trials

Project Detail

Grant Number:	1012699
Principal Investigator:	Adeoye Opeolu
Report Start:	7/14/2020
Report End:	7/14/2021
Show Revenue:	Show <input type="button" value="Hide Revenue"/>
Grant Start:	7/15/2016
Grant End:	7/14/2021

Start Date
 End Date Report Type
 Do you want to show revenue if available? F&A Section

1 of 1 Find | Next

Sap Grant #	1012699	Total Awarded	\$286,975.93
FUND-COSTCTR-FA	G102255-6262200000-1	Direct Budget Available	(\$12,060.28)
Award Name	ARMY W81XWH-16-2-0020 Adeoye BA150075	Encumbered Expenses	\$0.00
Award Period	07/15/2016 - 07/14/2021	PI	ADEOYE
Award Status	ACTIVE	Project Funded Thru	07/14/2021

Commitment Description	Position	Fringe Rate	% Effort	Total	Jul - 2020	Aug - 2020	Sep - 2020	Oct - 2020	Nov - 2020	
Total Revenue					\$67,986.47	\$8,496.95	\$461.37	\$5,438.96	\$4,361.68	\$0.00
Salaries and Benefits										
Adeoye Opeolu	PI	32.90%	0.00 %	\$10,723.37	\$135.00	\$135.00	\$135.00	\$135.00	\$135.00	\$135.00
Barczak Christopher M.	CLIN R PROJ	28.70%	2.50 %	\$2,653.10	(\$28.84)	(\$265.33)	\$132.65	\$132.65	\$135.31	

Running Expense Detail Report

Operations & Administration Dashboard

College ▾ Departments ▾ **Projects ▾** PI ▾

COM College of Medicine - Emergency Medicine - 1012699 - ARMY W81XWH-16-2-0020 Adeoye BA150075

Project Detail

Grant Number:	1012699	Notes
Principal Investigator:	Adeoye Opeolu	
Report Start:	7/15/2020	
Report End:	6/15/2021	
Show Revenue:	Hide <input type="button" value="Show Revenue"/>	
Grant Start:	7/15/2016	

Budget Month June 2021 ▾ **Report Type** Grant Funds Only ▾

Do you want to show revenue if available? HideRevenue ▾

of 1

Defaults to current month activity

FM865 - COM Emergency Medicine

Grant Number	Fund Number	Cost Center Number	FA	Internal Order Num	Commitment Number	Commitment Description	FIDoc No	Bu Pe
1012699	G102255	6262200000	1	#	536001	Sponsored Awards F&A Expense	104247441	
			1	#	511197	Unrep Unclassified Non-Exempt Part Time <80%	104242725	
			1	#	511040	FT Unrepresented Unclassified Exempt Base Salary	104246170	
			1	#	520102	Exempt Federal Expense	104246088	

A&F Functionality

- Accounting & Finance (A&F) team will have additional functionality, including the ability to:
 - Add notes in the system, which will display on reports.
 - Add encumbrances (projected future expenses) for personnel and non-personnel.

Next Steps

- Currently educating A&F staff and departments
- Will scale back the use of manual Excel report
– goal is to no longer use Excel files by Fall 2021
- Seek feedback from users
- Add enhancements as they are identified by users



Additional Questions



Brett Kissela, MD, MS

Albert Barnes Voorheis Professor and Chair
Department of Neurology and Rehabilitation Medicine
University of Cincinnati Gardner Neuroscience Institute
Senior Associate Dean for Clinical Research
University of Cincinnati College of Medicine
Chief of Research Services, UC Health

brett.kissela@uc.edu

513-254-9273

Office of Clinical Research



Maria Stivers
Sr. Director
stivermi@ucmail.uc.edu
859-760-6772

Assisting with transition and in communication with UCH and UC teams. Primary contact for questions that cannot be directed to a specific individual or team.



Zak Johnson
Manager
johnsoz3@ucmail.uc.edu
513-582-8689

Main contact for Complion, UCH Greenphire, research in Epic and research operations. Project manager for CTMS SignalPath.



Heather Roberson
Clinical Research
Budget Administrator
vaughthr@ucmail.uc.edu
513-264-1475

Continues to work on clinical research budgets for many departments. Has access to and monitors the redcap submission form. Responsible for uploading initial budget templates and final budgets to Kuali for ALL clinical trials. Contact for any questions related to clinical trial budgets.



Macy Michael
Clinical Research Budget
Administrator
michaemy@ucmail.uc.edu
937-640-2345

Office of Clinical Research



Miranda Gulasy
Clinical Research
Recruitment and Sponsor
Relationship
Administrator
gulasymm@uc.edu
(513) 256-8906



Shree Sims
UCH Research Approvals
and Access
sheree.sims@uchealth.com
(513) 332-4674



Charlie Fremont
Clinical Research
Applications/Systems
Administrator
Charlie.Fremont@UCHealth.com
(513) 503-7738



Nate Harris
Clinical Research
Compliance Administration,
Education and Training
harrisnl@ucmail.uc.edu
(513) 331-1912

SRS Accounting

SRS Accounting is responsible for invoicing sponsors, drawing down cash, preparing financial reports, and financial compliance.

Call SRS Accounting if you have an issue with sponsor billing, or with the ordering and distribution of ClinCards for participant payments.



John Ungruhe, Director
ungruhjg@ucmail.uc.edu
513-556-4817



Cindy Lasonczyk, Assistant Director
lasoncca@ucmail.uc.edu
513-556-4818

SRS Grants & Contracts



David Gearing, Director
gearidd@ucmail.uc.edu
513-556-5969

SRS Grants & Contracts Division is responsible for reviewing and negotiating the business terms of agreements, ensuring agreements are compliant with University rules, and setting up new awards in the University system

Call a member of the Industry Clinical Trials (ICT) team if you need information or help regarding contract terms or the establishment of your award account.



Heidi Rowles, Contract Specialist
rowleshl@ucmail.uc.edu
513-556-4808



Stuart Engel, Contract Specialist
engelsa@ucmail.uc.edu
513-558-2499

Office of General Counsel

ogcctrails@ucmail.uc.edu



Abby Daniels
Research Unit Lead and
Sr. Asst. General Counsel
513-558-2382



Cynthia Dillon
Associate General Counsel
513-558-5638



Korin "Kori" Landon
Senior Legal Assistant
513-558-1726

Technology Transfer

- CDA/NDA/PIA – confidentiality agreements
- MTA – material transfer agreements
- DUA – data use agreements for de-identified data



Geoffrey Pinski
AVP, Technology Transfer
pinski@ucmail.uc.edu

CoM Accounting & Finance Pre-Award Team

- Responsible for the CoM pre-award grant submission process, from intent to submit through gathering documents and routing in Quali, responding to JIT requests, and working with SRS to set up awards.
- Also responsible for Progress Reports and NCE/Carryforward Requests
- Submissions processed through A&F Pre-Award include federal/state funding and grants that involve effort reporting, return of funds, animal/human subjects, etc.

-Generally does not include non-governmental clinical trials and investigator initiated trials.



Daniel Brummett
Executive Director

Steve Manning – Asst Director Pre-Award

- Lisa Bilinsky
- Sandra Newman
- Joanna Bordenave
- Noreen Webb-Johnson
- Julie Ison
- Stephanie Wilson